



United Water

# Project CRIA

## Template A: Sign In & Registration

### *User Flow/Wireframes/ Pages*

---

Prepared by Melity

DOCUMENT: User Flow/Wireframes/Pages: A

VERSION: 3.0

DATE: Thu Jul 09 2015

# TABLE OF CONTENTS

About This Document	3
Sitemap ID: A	4
Sitemap ID Page Listing	5
User Flow	6
Registration/Sign In User Flow	7
Registration/Sign In IA	8
Wireframes: A	9
Template A Desktop	10
Template A Tablet	11
Template A Mobile	12
Pages: A	13
0.3. Sign In	14
0.3. Sign In: Sign In Error	15
0.3. Sign In: Field Error	16
F0.3.1. Forgot Email Address	17
F0.3.1.1. Forgot Email Display	18
F0.3.2. Forgot Password	19
F0.3.2.1. Forgot Password Email Sent	20
F0.3.2.2. Reset Password	21
F0.3.2.2.1. Reset Password Confirmation	22
0.4. Register	23
0.4. Register: Tool Tip	24
F0.4. Register: Account Already Registered	25

# About This Document

## What is a wireframe?

Wireframes are a page blueprint prior to the visual design used to illustrate the flow of information, document all objects to be included on the page and show the behavior and states of some of these objects. They are not meant to reflect actual design or content.

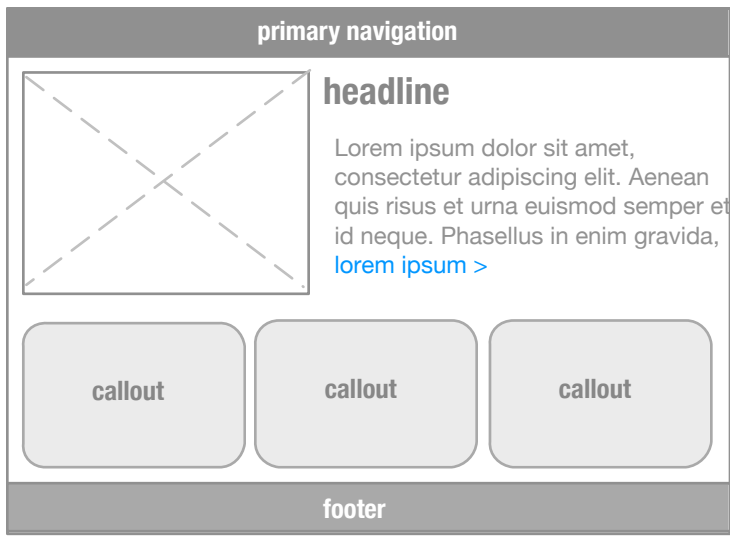
## Design aspects for consideration

- Representation of selected content and functionality that will reside on a page to bring the strategic concept to life.
- An allocation of page real estate to illustrate priority and placement.
- Intent of copy - indicative of the eventual design. This includes titles, labels, links, prompts and instructions.
- Schematic that identifies key page areas (modules).
- Direction for visual design explorations.

## Aspects not for wireframe review


- Final copy or branding treatments
- The design/look&feel of the page
- Representation of the specific photography to be used
- The final layout of future content and functionality

## Wireframe example

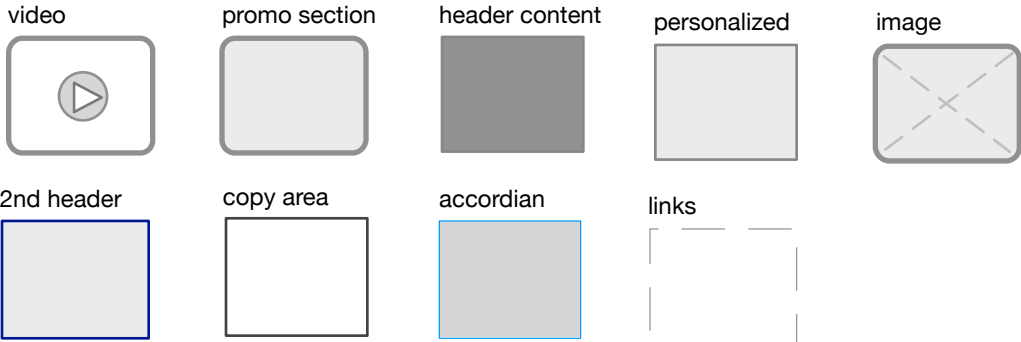


## Legend

### form elements



### modular elements





United Water

# Sitemap ID: A

---

## Page Listing

# SITEMAP ID: A

0.3 Sign In

F0.3.1 Forgot Email

F0.3.1.1 Forgot Email Display

F0.3.3 Forgot Password

F0.3.2.2 Reset Password

F0.3.2.2.1 Reset Password Confirmation

0.4 Register

F0.4.1 Account Already Registered

0.4.1 Getting Started

L0.5 Sign in

L0.6 Register



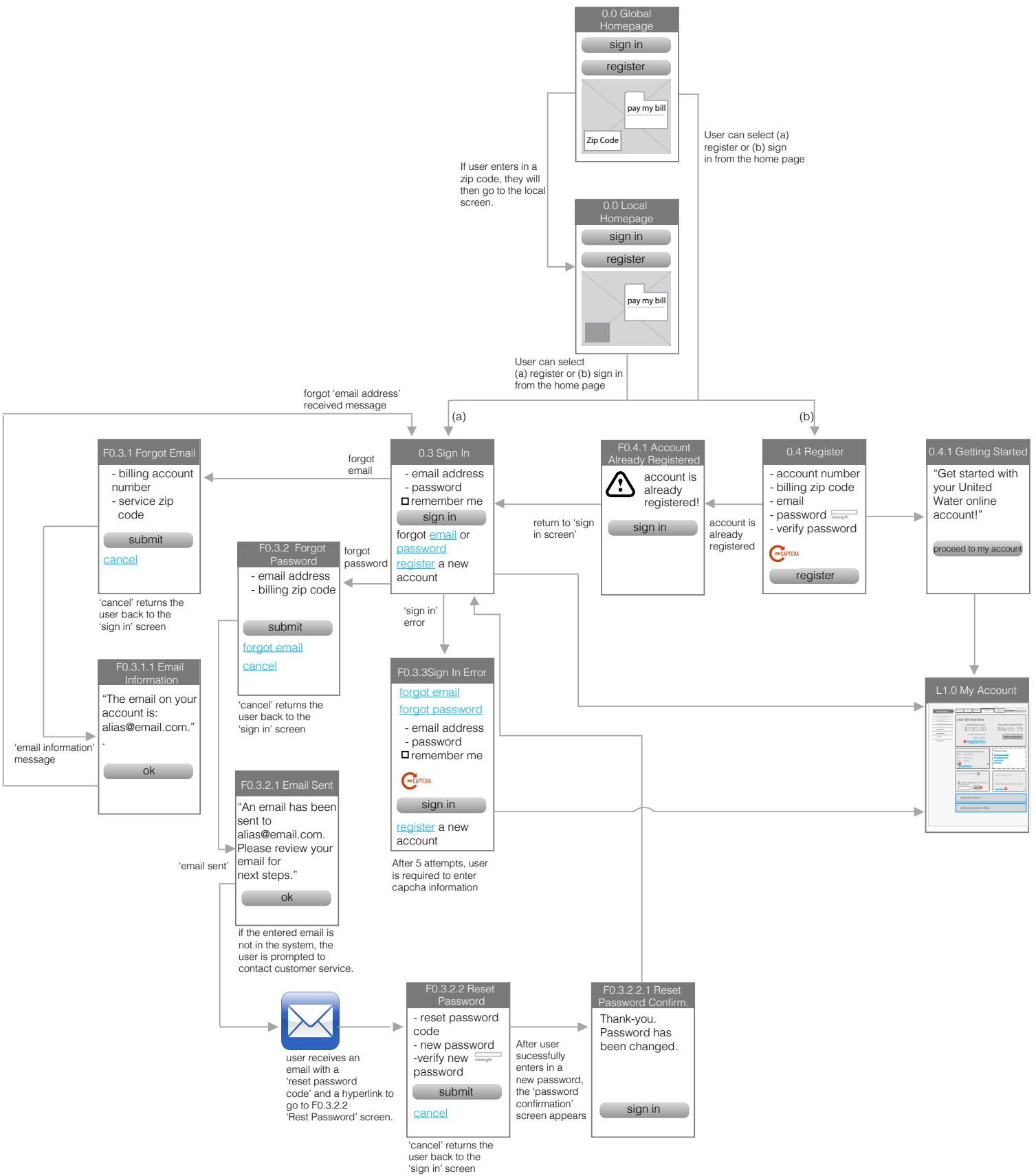
United Water

# Registration/Sign In

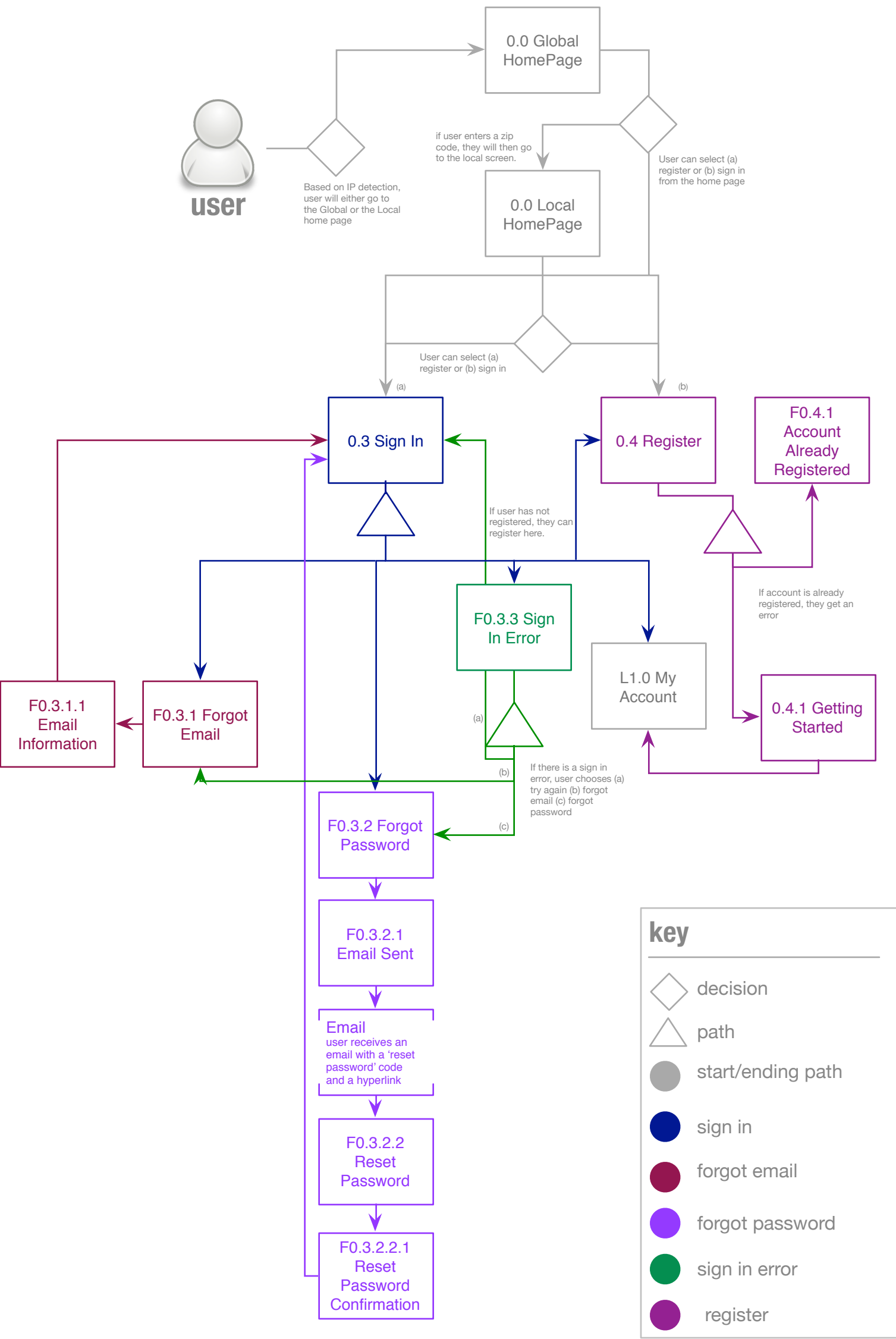
---

User Flow

# Registration/Sign In User Flow



# Registration/Sign In IA







United Water

# Wireframes: A

---

Desktop/Tablet/Mobile

# Template A Desktop



## Template A (Desktop)

This shows how template A: Sign In and Register will work on desktop devices.

- Message States**
- Form Error (wireframe “0.3. Sign In: Field Error”)
  - Field Error (wireframe “0.3. Sign In: Login Error”)
  - Account is already registered (wireframe “0.4. Register: Account Already Registered”)

- Unique Widgets**
- ‘Hover Over’ icons/tool tips
  - ‘CAPTCHA’
  - ‘Password Strength’ progress bar

### annotations

- A.1. Form Fields that can contain the following elements based on business requirements (a) text fields (b) check boxes (c) CTA hyperlinks (d) drop-downs (e) CTA buttons.
- A.2. Promotional content related to account information.
- A.3. ‘Password Criteria’ promo box. This box only appears when the user is entering in a new password.

# Template A Tablet

designated header

A.1

[title]

[copy]

[textfield name]

[textfield name] ?

[dropdown name]

☐ [checkbox name]

button

[hyperlink](#)

[hyperlink](#)

A.2

(video)

A.3

password criteria

1. Must be 8 or more characters

2. At least one of each

• alpha character

• numeric character

• special character

## annotations

A.1. Form Fields that can contain the following elements based on business requirements (a) text fields (b) check boxes (c) CTA hyperlinks (d) drop-downs (e) CTA buttons.

A.2. Promotional content related to account information.

A.3. 'Password Criteria' promo box. This box only appears when the user is entering in a new password.

## Template A (Tablet)

This shows how template A: Sign In and Register will work on tablet devices.

Message States

- Form Error (wireframe "0.3. Sign In: Field Error")
- Field Error (wireframe "0.3. Sign In: Login Error")
- Account is already registered (wireframe "0.4. Register: Account Already Registered")

Unique Widgets

- 'Hover Over' icons/tool tips
- 'CAPTCHA'
- 'Password Strength' progress bar

# Template A Mobile

designated header

A.1

[title]

[copy]

[textfield name]

[textfield name] ?

[dropdown name]

☐ [checkbox name]

button

[hyperlink](#)

[hyperlink](#)

[title]

[copy]

[textfield name]

[textfield name] ?

A.2

password criteria

- 1. Must be 8 or more characters
- 2. At least one of each
  - alpha character
  - numeric character
  - special character

button

[hyperlink](#)

[hyperlink](#)

## annotations

A.1. Form Fields that can contain the following elements based on business requirements (a) text fields (b) check boxes (c) CTA hyperlinks (d) drop-downs (e) CTA buttons.

A.2. On mobile, a tool tip directly related to the user entering in a new password displays the related content information.

## Template A (Mobile)

This shows how template A: Sign In and Register will work on mobile devices.

### Message States

Form Error (wireframe “0.3. Sign In: Field Error”)

Field Error (wireframe “0.3. Sign In: Login Error”)

Account is already registered (wireframe “0.4. Register: Account Already Registered”)

### Unique Widgets

‘Hover Over’ icons/tool tips

‘CAPTCHA’

‘Password Strength’ progress bar



United Water

# Pages: A

---

Desktop & Mobile

# 0.3. Sign In

designated header

sign in to my account

my credentials

email address

password

1

☐ remember me

2

sign in

3

forgot your [email](#) or [password?](#)

4

[register a new account](#)

5

promo title

lorem ipsum

play button

## annotations

- Template A
- 1. 'remember me' checkbox allows the system to remember the login information. After the checkbox has been 'turned on' the username and password will be remembered on a system level.
  - 2. 'forgot your email' hyperlink goes to the '0.3.1. Forgot Email Address' screen
  - 3. 'forgot your password' hyperlink goes to the '0.3.2. Forgot Password' screen
  - 4. 'register a new account' hyperlink takes the user to the '0.4. Register' screen
  - 5. Promo box that can be any flex module type.

# 0.3. Sign In: Sign In Error

designated header

sign in to my account

my credentials

Sorry, invalid email and password combination. 1

Did you [forget your email address?](#) or [forget your password?](#)

email address

password

security check

Enter both words below separated by a space.  
Can't read this?

[try another](#)

[try audible captcha](#) 2

lorem ipsum

text in the box

[register a new account](#) 3

sign in

4

promo title

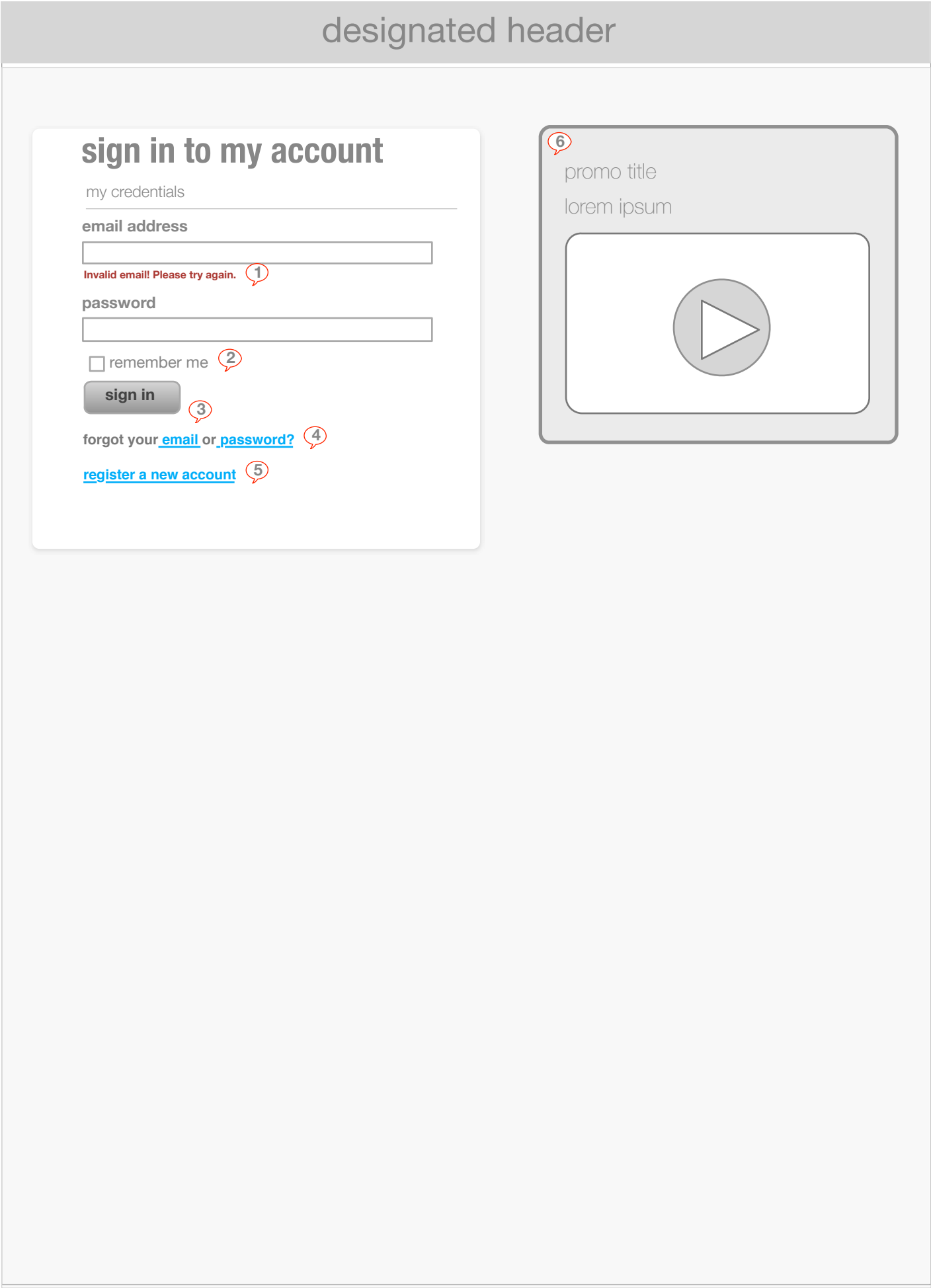
lorem ipsum

## annotations

Template A

- 1. If the user enters in the incorrect email and password combination an error message appears with two links, one to the '0.3.1. Forgot Email' screen and one to '0.3.2. Forgot Password' screen.
- 2. After 5 attempts if the user decides to try another sign in attempt from this screen, a standard CAPTCHA module is displayed. Proper user execution is required in order to continue.
- 3. 'register a new account' hyperlink takes the user to the '0.4. Register' screen.
- 4. Promo box that can be any flex module type.

# 0.3. Sign In: Field Error



## annotations

Template A

- 1. Field errors occur directly below the field and the message states the error.
- 2. 'remember me' checkbox allows the system to remember the login information. If checkbox is selected, upon returning to this screen, the username is displaying with ellipsis hiding the password.
- 3. 'forgot your email' hyperlink goes to the 'My Account: Forgot Email' screen
- 4. 'forgot your password' hyperlink goes to the 'My Account: Forgot Password' screen
- 5. 'register a new account' hyperlink takes the user to the 'My Account: Register' screen
- 6. Promo box that can be any flex module type.



### F0.3.1. Forgot Email Address

designated header

# forgot email address

---

billing account number ? 1

service zip code ? 2

[cancel](#) 3

submit 4

## annotations

## Template A

1. On hover, 'billing account number' question icon displays where on the bill the billing account number is displayed.
2. On hover, 'service zip code' question icon displays information as to where to find the billing zip code on their bill.
3. 'cancel' hyperlink takes the user back to the '0.3. Sign In' screen.
4. Upon successful form completion, the 'submit' button takes the user to the '0.3.1.1. Forgot Email Display' screen. If the form is not successfully completed, a form error appears.

1

1. 'return to sign in' button takes user back to '0.3. Sign In' screen.

### F0.3.2. Forgot Password

designated header

# forgot password?

enter your email address

---

email address

[forgot email?](#) <sup>1</sup>

service zip code

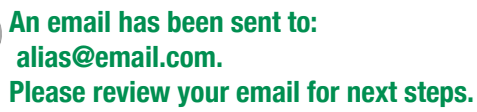
[cancel](#) <sup>2</sup>  <sup>3</sup>

## annotations

Template A

1. 'forgot your email' hyperlink takes the user to the '0.3.1. Forgot Email' screen.
2. 'cancel' hyperlink takes the user to the '0.3. Sign In' screen.
3. Upon successful form completion, the 'submit' button sends an email to the user. If the form is not successfully completed, a form error appears.

**forgot password?**



1

2

1. If the user does not receive an email, the user can contact customer support.
2. 'ok' button takes the user back to the '0.3. Sign In screen.

# F0.3.2.2. Reset Password

designated header

reset password

reset password code 1

new password

password strength

weak 2

verify new password\*

cancel 4

submit 5

3

password criteria

1. Must be 8 or more characters

2. At least one of each

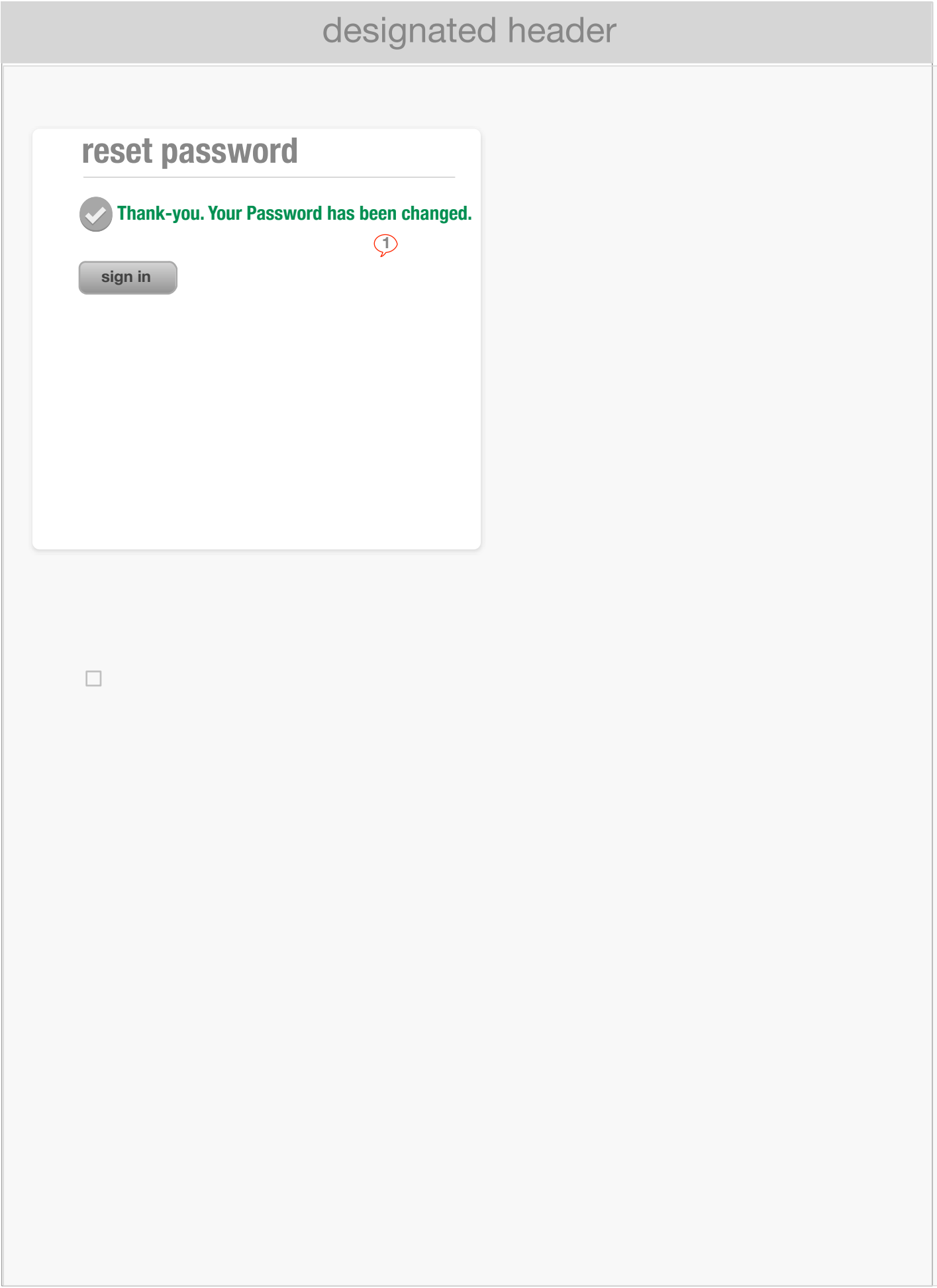
- alpha character
- numeric character
- special character

## annotations

Template A

1. 'reset password code' text box relates to the code that was sent to the user via email after entering in their email information from the '0.3.2. Forgot Password' screen
2. 'password strength' progress bar displays the percentage of difficulty the chosen password contains based on variable criteria: (a) must be 8 or more characters (b) At least one of each: alpha character, numeric character, special character
3. 'password criteria' informational module box.
4. 'cancel' hyperlink takes user back to '0.3 Sign In' screen.
5. Upon successful password change information, the 'submit' button takes the user to the '0.3 Sign In'.

# F0.3.2.2.1. Reset Password Confirmation



## annotations

Template A  
1. 'OK' button takes the user to the '0.3. Sign In' screen.

# 0.4. Register

designated header

register my account

my account

account number?<sup>1</sup>

service zip code?<sup>2</sup>

telephone number

primary type

home▼<sup>3</sup>

secondary type

home▼

your login information

email

☐ opt in to receive email notifications

password

password strength

weak

<sup>4</sup>

verify password\*

security check

Enter both words below separated by a space.

Can't read this?

[try another](#)

[try audible captcha](#)<sup>5</sup>

lorem ipsum

text in the box

[cancel](#)<sup>6</sup>

<sup>7</sup>

submit

<sup>8</sup>

promo title

lorem ipsum

<sup>9</sup>

password information

1. Must be 8 or more characters

2. At least one of each

• alpha character

• numeric character

• special character

## annotations

### Template A

- 1. Upon hover over, 'account number' question icon displays information on how to find the account number.
- 2. Upon hover over, 'billing zip code' question icon displays how to reference the billing zip code.
- 3. Dropdown box for 'telephone number' : contains '(a) home (b) mobile (c)work (d) other' selections.
- 4. 'password strength' progress bar displays the percentage of difficulty the chosen password contains based on variable criteria
- 5. Standard CAPTCHA module. The user is prompted to enter in the required security check word and select the 'submit' button. If the user did not enter in the correct CAPTCHA word, an error appears.
- 6. If the user selects the 'cancel' hyperlink, the form is reset.
- 7. Upon successful submission, the user is taken to the 'L.1.0: Welcome' screen.
- 8. Promo box that can be any flex module type.
- 9. 'password criteria' informational module box.

# 0.4. Register: Tool Tip

designated header

register my account

my account

account number?1

service zip code?2

telephone number

primary type

home

secondary type

home

your login information

email

☐ opt in to receive email notifications

password

password strength

weak

3

verify password\*

security check

Enter both words below separated by a space.

Can't read this?

[try another](#)

[try audible captcha](#)4

lorem ipsum

text in the box

5 [cancel](#)

6 submit

7

promo title

lorem ipsum

8

password information

1. Must be 8 or more characters

2. At least one of each

• alpha

• character, numeric character,

• special character

## annotations

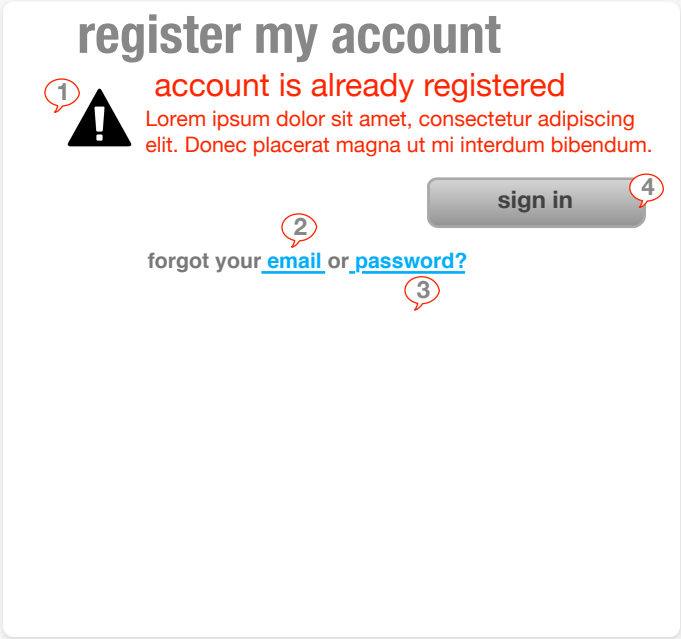
### Template A

- Upon hover over, 'account number' question icon displays information on how to find the account number.
- Active hover state displaying 'service zip code' question icon displays how to reference the service zip code.
- 'password strength' progress bar displays the percentage of difficulty the chosen password contains based on variable criteria
- Standard CAPTCHA module. The user is prompted to enter in the required security check word and select the 'submit' button. If the user did not enter in the correct CAPTCHA word, an error appears.
- If the user selects the 'cancel' hyperlink, the form is reset.
- Upon successful submission, the user is taken to the 'L.1.0: Welcome' screen.
- Promo box that can be any flex module type.
- 'password criteria' informational module box.



# F0.4. Register: Account Already Registered

designated header



## annotations

### Template A

- 1. If the account is already registered, a message indicating that the user's account has already been registered is displayed.
- 2.'forgot your email' hyperlink goes to the '0.3.1. Forgot Email Address' screen
- 3.'forgot your password' hyperlink goes to the '0.3.2. Forgot Password' screen
- 4.'try to sign in' button takes the user to the '0.3 Sign In' screen.